

AVX1553-x

**One, Two, Four or Eight
Stream MIL-STD-1553A/B
Test & Simulation Module
for VMEbus**



General Features

The AVX1553-1/2/4/8 is a member of AIM's new (fourth generation) family of advanced VME bus modules for analysing, simulating, monitoring and testing MIL-STD-1553A/B databases. The AVX1553-x modules concurrently act as the Bus Controller, Multiple Remote Terminals (31) and Chronological Bus Monitor / Mailbox Monitor.

The AVX1553-1/2-DS version known as MILScope™, has an on-board A/D converter on the first MIL-STD-1553A/B channel. The MILScope™, option provides a unique capability to test & verify the MIL-STD-1553A/B waveform and detect faulty bus conditions without the need of an external Oscilloscope.

A full range of MIL-STD-1553A/B protocol errors can be injected/detected. The AVX1553-x cards can electrically reconstruct and replay previously recorded MIL-STD-1553A/B record files physically to the MIL-STD-1553A/B bus with excellent timing accuracy.

The AVX1553-x card uses AIM's Next Generation 'Common Core' (NCC) hardware design utilising multiple RISC processors with up to 32MBytes of global RAM and 128MBytes of ASP RAM. The use of an on-board Application Support Processor (ASP) runs the Driver software on the card minimising the host PC interaction. The use of on-board processing and large memory enables autonomous operation with minimal interaction with the host PC for real time applications.

An on-board IRIG B time generator/decoder is included having a sinusoidal output and free wheeling mode for time tag synchronisation on the system level using one or more AVX1553-x cards. The Physical Bus Interface (PBI) Daughter board provides programmable bus coupling modes and variable Output Amplitude to the MIL-STD-1553A/B bus.

The AVX1553-x cards have the capability to stimulate/monitor five general purpose discrete I/O (GPIO) signals.

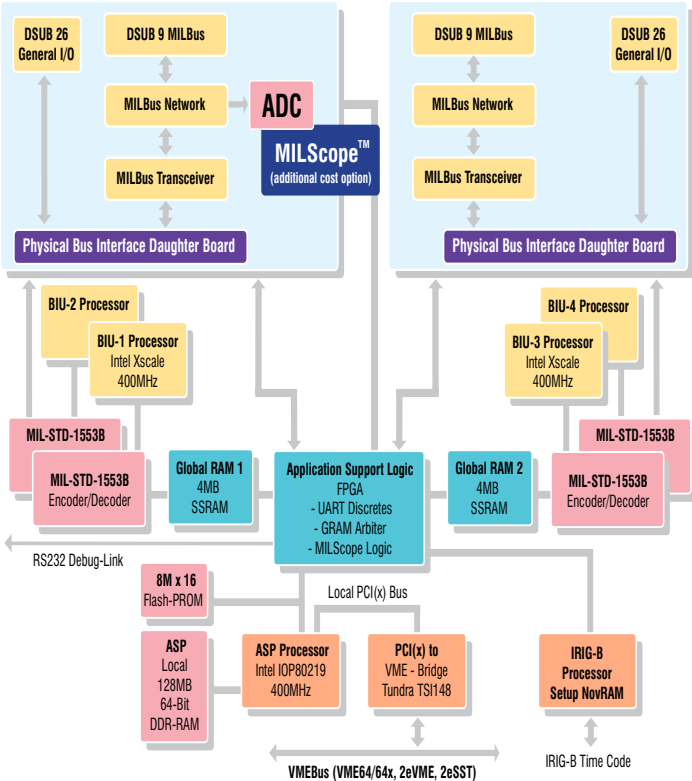
The AVX1553-x cards are available as Full Function, Single Function & Simulator only versions.

Full function driver software (incl. C/C++ source code) is delivered with the AVX1553-x Cards. The optional MIL-STD-1553A/B, PBA-2000/ ParaView Databus Analyser/ Visualiser Software (for Windows) plus the all new PBA.pro™ (for Windows & Linux) can also be purchased for use with AVX1553-x cards in conjunction with the AIM Network Server (ANS) for VxWorks (not part of the Driver Software). PBA.pro™ software components are available to support the MILScope™ capability of AVX1553-x cards to view & verify the MIL-STD-1553A/B waveform. Also off the shelf test scripts are available to support the automatic execution of the 'AS4112 RT Production Test Plan' Protocol and Electrical Waveform Tests.

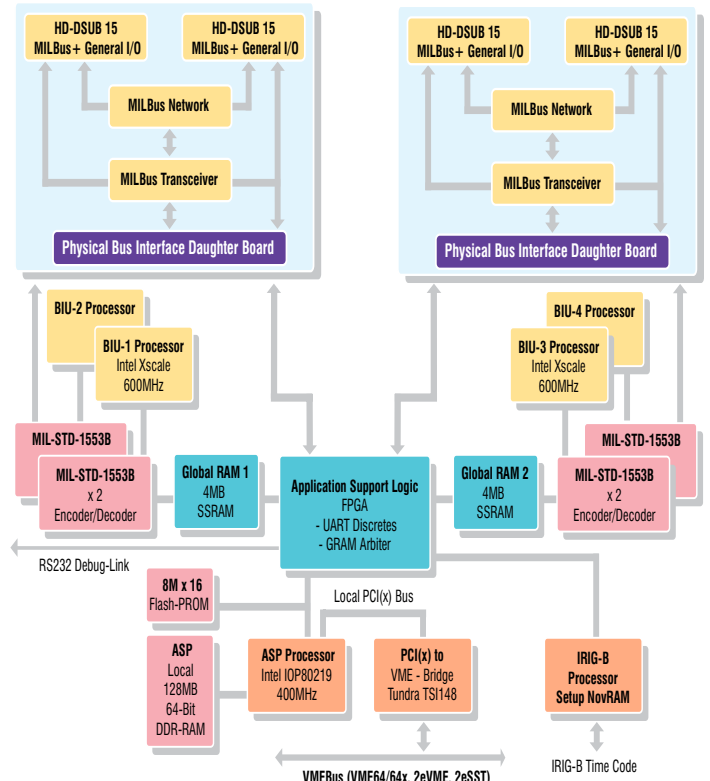


The AVX1553-x offers an interface for 1, 2, 4 or 8 dual redundant bus streams. All versions are 6U VME-module card formats.

AVX1553-1/2/4-DS Block Diagram



AVX1553-8 Block Diagram




Bus Controller

The AVX1553-x provides real time Bus Controller functions on all dual redundant MIL-STD-1553A/B buses concurrently with Multiple RT (31) and Chronological Monitor operation.

A 400MHz Xscale Processor provides true simulation of Bus Controller operations with minimum host computer interaction.

Key features of the Bus Controller Mode include:

- *Autonomous Operation including sequencing of Minor/Major Frames*
- *Acyclic message insertion/ deletion*
- *Programmable BC Retry without host interaction*
- *Full Error Injection to word and bit level (AS4112 Compliant)*
- *Multi-Buffering with Real Time Data Buffer Updates*
- *Synchronisation of BC operation to external trigger inputs*
- *4 µsec Inter-message Gaps*
- *Start on External Trigger input or Digital I/O input*



Multiple Remote Terminal

The AVX1553-x can simulate up to 31 Remote Terminal on each MIL-STD-1553A/B bus stream including all sub-addresses concurrently with BC and Chronological Monitor. Each of the 31 Remote Terminals can operate in a message oriented 'Mailbox Monitor Mode' to monitor non simulated RT's.

Key features of the Remote Terminal Simulation Mode include:

- *Programmable Response Time for each RT with Fast RT Response at 4µs*
- *Programmable & Intelligent Response to Mode Codes*
- *Full Error Injection down to word and bit level (AS4112 Compliant)*
- *Multi-Buffering with Real Time Data Buffer Updates*

Chronological Bus Monitor

The AVX1553-x provides full bus monitoring and bus analysis with time tagging of all bus traffic to 1µs and response time and inter-message gaps to 250ns. Bus monitor mode can operate concurrently with BC and RT simulation modes.

Key features of the Chronological Monitor include:

- *100% Data Capture on all streams at full bus rates*
- *Autonomous message synchronisation and Full Error Detection*
- *Two Dynamic Complex Trigger with sequencing*
- *Message Filter and Selective Capture*
- *Bus Activity recording independent from trigger and capture mode*
- *External Trigger Outputs* • *Programmable Response Time Out*



Physical Bus Replay

The AVX1553-x cards can electrically reconstruct and replay previously recorded MIL-STD-1553A/B record files physically to the MIL-STD-1553A/B bus with excellent timing accuracy. Record files can be selected for bus replay. The additional capability to disable any or all RT responses from the MIL-STD-1553A/B record files enables smart systems integration and test to be performed.

MILScope™ *(available as an additional cost option)*

The model AVX1553-1/2 -DS integrates on one channel of the PBI, a two channel differential A to D converter (ADC) providing 50Msamples for primary & secondary data acquisition or 100Msamples for either the primary or secondary bus. Accurate measurements of physical bus parameters such as rise fall time, overshoot, undershoot, pulse width & amplitude, can be triggered by the Complex trigger of the Bus Monitor.

IRIG-B Time Code

AVX1553-x cards have an on-board IRIG B time decoder and generator with a sinusoidal output and free wheeling mode for time tag synchronisation. This allows synchronisation of multiple AVX1553-x cards to one common IRIG B time input source or to the on-board Time code generator of one AVX1553-x card as the reference for the correlation of data across multiple MIL-STD-1553A/B streams.

Application Support Processor (ASP)

The on-board ASP offers processing functions typically provided by the host.

Operational features include:

- *Driver Software execution on the board* • *Dynamic Data Generation*
- *Customer Specific Programming of the ASP* • *Runs under Nucleus+*

MIL-STD-1553A/B

Physical Bus Interface

A Physical Bus Interface Daughter board (PBI) provides software programmable transformer or direct coupling with software programmable variable output transceivers and a terminated bus network to enable the direct connection of real BC or RT devices. The coupling to the external bus is software programmable.

General Purpose Digital I/O

The AVX1553-x provides five General Purpose Discrete I/O's (GPIO) at the front plate D-Sub connector). The GPIO's can be used as simple discrete inputs or outputs to generate strobes (to another AVX1553-x card) or to sample an external digital input signal or an AVX1553-x card.

Driver Software Support

The AVX1553-x is supplied with a BSP (Board Software Package) for integration of the AVX1553-x into embedded VME Systems. The BSP comprises an Application Interface Library, Sample Code for VxWorks and Manuals. VxWorks Operating System is supported per default, for an easy integration of the AVX1553-x under other Operating Systems, the source code of the Driver Library, which includes support for OS specific abstraction is included in the BSP. Optionally the AIM Network Server (ANS) for VxWorks is available for usage of the AVX1553-x remotely from a Windows host by customer applications as well as by AIM application Software like PBA.pro™.

AVX1553-x

One, Two, Four or Eight Stream
MIL-STD-1553A/B Test &
Simulation Module
for VMEBus

AIM Office Contacts:

AIM GmbH

Sasbacher Str.2
79111 Freiburg
Germany
Tel: +49 761 45 22 90
Fax: +49 761 45 22 93 3
email: sales@aim-online.com

Vertriebsbüro München
Terofalstrasse 23 a
80689 München
Germany
Tel: +49 89 70 92 92 92
Fax: +49 89 70 92 92 94
email: salesgermany@aim-online.com

AIM UK

Cressex Enterprise Centre
Lincoln Road
High Wycombe
Bucks, HP12 3RB
UK
Tel: +44 1494 446844
Fax: +44 1494 449324
email: salesuk@aim-online.com

AIM USA

3703 N. 200th St.
Elkhorn,
NE 68022
USA
Tel: 1-866-AIM-1553
1-866-AIM-A429
Fax: 1-402-763 9645
email: salesusa@aim-online.com

Technical Data

Sub-System Interface: 32/64bit VMEbus Master & Slave MBLT, BLT, ADOH, RMW and LOCK support. A32, A24 & A16 Addressing
Compliance: ANSI/VITA 1-1994 VME64, ANSI/VITA 1.1-1997 VME64 Extensions, ANSI/VITA 1.5-199x 2eSST.
Controller: Tundra TSI148

Processors: 2 or 4 32-Bit, 400MHz Xscale Processors for BIU(s) and 400MHz Intel IOP as ASP

Global Memory: 4Mbyte - for AVX1553-2, 8MByte for AVX1553-4 and AVX1553-8
(additional cost option for 32MByte) ASP Memory: 128MByte

Encoder/Decoder: One MIL-STD-1553A/B Encoder and Decoder per BIU with full error injection & detection

Time Tagging: 46 Bit absolute IRIG B Time with 1µsec resolution, sinusoidal IRIG-B input and output with free wheeling mode

Physical Bus Interface (PBI): 1, 2, 4 or 8 Dual Redundant, MIL-STD-1553B Trapezoidal Transceivers with variable Output Amplitude, Programmable Bus Coupling modes with on-board terminated Bus Network

Connectors: For AVX1553-1/2/4 - VME64x compliant Backplane connectors P1, P2, (P0 optional), 9-way D-sub for Bus connections, 26-way High Density D-sub connector for Trigger and Time code I/O.
For model AVX1553-8 - VME64x compliant Backplane connectors P1, P2, (P0 optional), 15-way High Density D-sub for Bus Connections, Trigger I/O & Time code I/O

Dimensions: 233mm x 160mm - VME standard 6U card

Power Consumption: Two Channel: 8.5 Watts at 5V typical / Four Channel: 10 Watts at 5V typical / Eight Channel: 12 Watts at 5V typical

Operating Temp. Range: Standard 0 C... +45°C, Extended -15C... +65C

Storage Temp. Range: -40 to +85°C **Humidity:** 0 to 95% non-condensing

Weight: AVX1553-1/2 appr. 410g / AVX1553-4 appr. 520g / AVX1553-8 appr. 550g

Ordering Information

AVX1553-1 Single Stream, Dual Redundant VMEbus to MIL-STD-1553A/B Interface:

BC, Multi RT Simulator with Mailbox & Chronological Monitor. IRIG-B Encoder/ Decoder. 4MB Global RAM, 128MB ASP RAM. 5 General Purpose Discrete I/O's.

AVX1553-1-DS Single Stream, Dual Redundant VMEbus to MIL-STD-1553A/B Interface:

BC, Multi RT Simulator with Mailbox & Chronological Monitor. IRIG-B Encoder/ Decoder. 4MB Global RAM, 128MB ASP RAM. Digitising Scope for Waveform Analysis & Measurement. 5 General Purpose Discrete I/O's.

AVX1553-2 Dual Stream, Dual Redundant VMEbus to MIL-STD-1553A/B Interface:

BC, Multi RT Simulator with Mailbox & Chronological Monitor. IRIG-B Encoder/ Decoder. 4MB Global RAM, 128MB ASP RAM. 5 General Purpose Discrete I/O's.

AVX1553-2-DS Dual Stream, Dual Redundant VMEbus to MIL-STD-1553A/B Interface:

BC, Multi RT Simulator with Mailbox & Chronological Monitor. IRIG-B Encoder/ Decoder. 4MB Global RAM, 128MB ASP RAM. Digitising Scope for Waveform Analysis & Measurement (Stream 1).
5 General Purpose Discrete I/O's.

AVX1553-4 Quad Stream, Dual Redundant VMEbus to MIL-STD-1553A/B Interface:

BC, Multi RT Simulator with Mailbox & Chronological Monitor. IRIG-B Encoder/ Decoder. 2x 4MB Global RAM, 128MB ASP RAM. 5 General Purpose Discrete I/O's.

AVX1553-8 Octal Stream, Dual Redundant VMEbus to MIL-STD-1553A/B Interface:

BC, Multi RT Simulator with Mailbox & Chronological Monitor. IRIG-B Encoder/ Decoder. 2x 4MB Global RAM, 128MB ASP RAM. 2 General Purpose Discrete I/O's.

AVX1553-x modules will be delivered with VME64x compliant IEEE Ejector Handles.

VME compliant Scanbe Ejector Handles available upon request when specified on order.

Simulator Only versions available (except for AVX1553-1/2-DS): BC, Multi RT Simulator with Mailbox Monitor.

Single Function versions available (except for AVX1553-1/2-DS): Chronological Monitor and Mailbox Monitor or Bus Controller or Multi-RT and Mailbox Monitor.

ACB-PCI-1 Ready Made Adaptor Cable (2.0 m): From D-Sub to two Twinax Connectors for all variants of AVX1553-1 cards.

ACB-PCI-2 Ready Made Adaptor Cable (2.0 m): From D-Sub to four Twinax Connectors for all variants of AVX1553-2 and AVX1553-4 cards.

ACB-HD15-2 Ready Made Adaptor Cable (2.0 m): From 15-pin HD-Sub to four Twinax Connectors for all variants of AVX1553-8 cards.

ACB-HD15-2-F Ready Made Adaptor Cable (2.0 m): From 15-pin HD-Sub to four Twinax Connectors and 9-pin D-Sub Connector for Trigger I/O, IRIG-B and Discrete I/O's for all variants of AVX1553-8 cards.

© AIM GmbH 11/2009 • Specifications are subject to change without notice.